

**General Comments**

See Our Associated Accessories:

[Trench Sheet Extractor](#)

[Pitching Shackles](#)

See Our Associated Products:

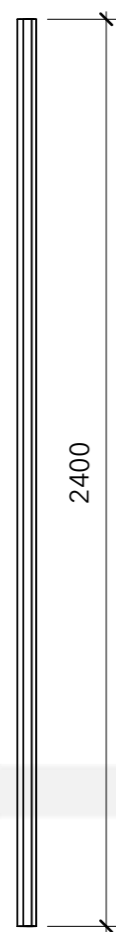
[Trench Sheets - Standard Lap](#)

[Sheet Piles - L8](#)

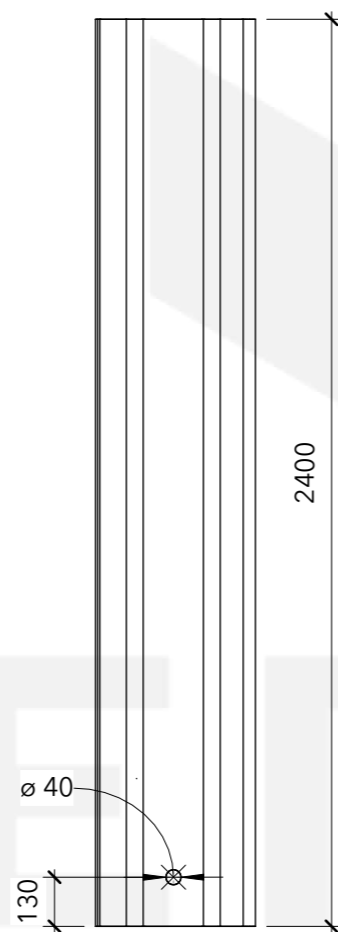
[Trench Sheets - KKD 600/6](#)

**Materials**

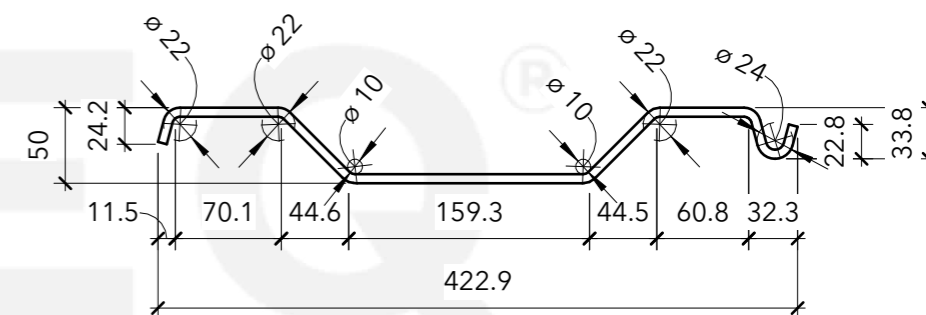
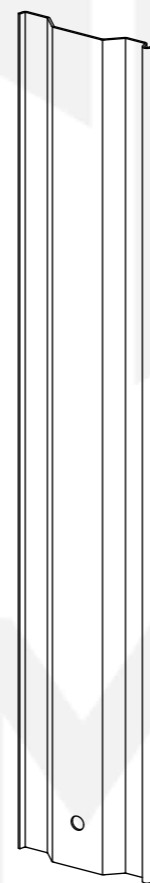
Mild Steel - Grade S275



SCALE 1:20



SCALE 1:20



SCALE 1:5



No.	Description	Date	Item	Component Description	Quantity

<b>SHEET PILE - FKD 400/6 - 2400MM</b>			
Weight	53KG	Serial Number	Revision
Date	22/09/2023	TR1509	
Drawn by	JT		
Checked by	Checker	Scale	As indicated @A3