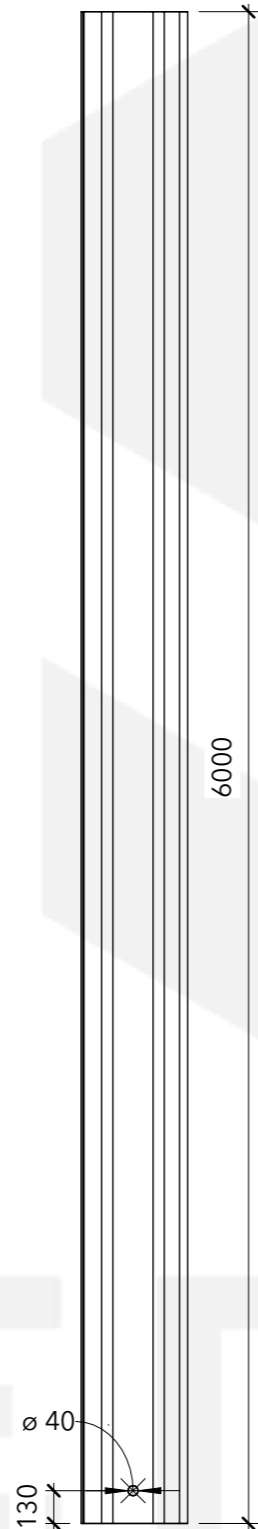
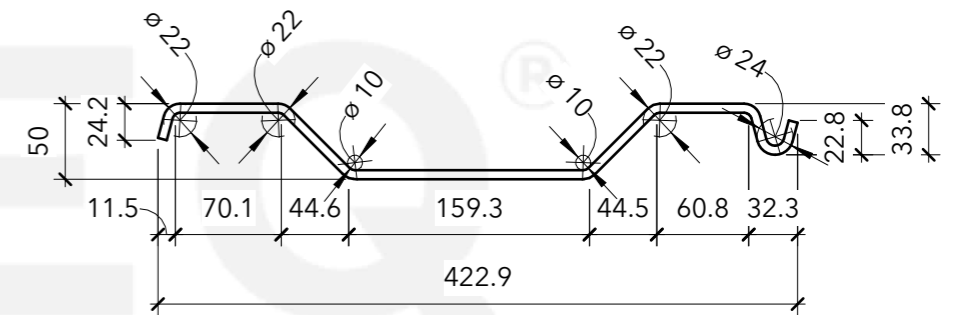
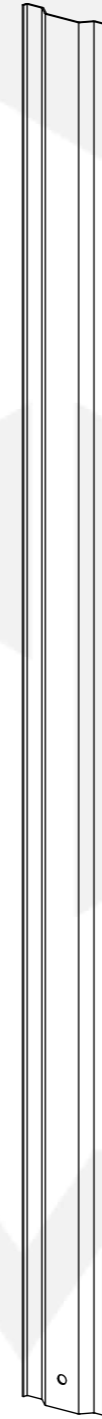


SCALE 1:30



SCALE 1:30



SCALE 1:5

General Comments

See Our Associated Accessories:
[Trench Sheet Extractor](#)
[Pitching Shackles](#)
 See Our Associated Products:
[Trench Sheets - Standard Lap](#)
[Sheet Piles - L8](#)
[Trench Sheets - KKD 600/6](#)

Materials

Mild Steel - Grade S275



No.	Description	Date

Item	Component Description	Quantity

SHEET PILE - FKD 400/6 - 6000MM			
Weight	132.6KG	Serial Number	Revision
Date	22/09/2023	TR1758	
Drawn by	JT		
Checked by	Checker	Scale	As indicated @A3