

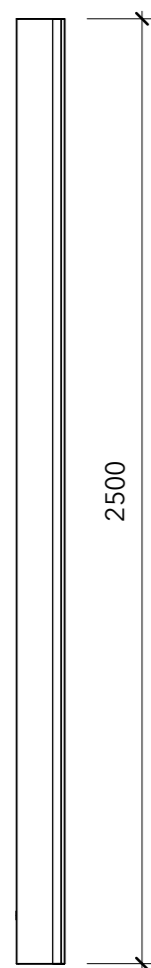
General Comments

See Our Associated Accessories:
[Standard Driving Cap](#)
[Trench Sheet Extractors](#)
[Pitching Shackles](#)


See Our Associated Products:
[Trench Sheets - FLP 600/3.5](#)
[Trench Sheets - Standard Lap](#)
[Trench Sheets - KKD 600/6](#)
[Sheet Piles - FKD 400/6 - KD4](#)

Materials

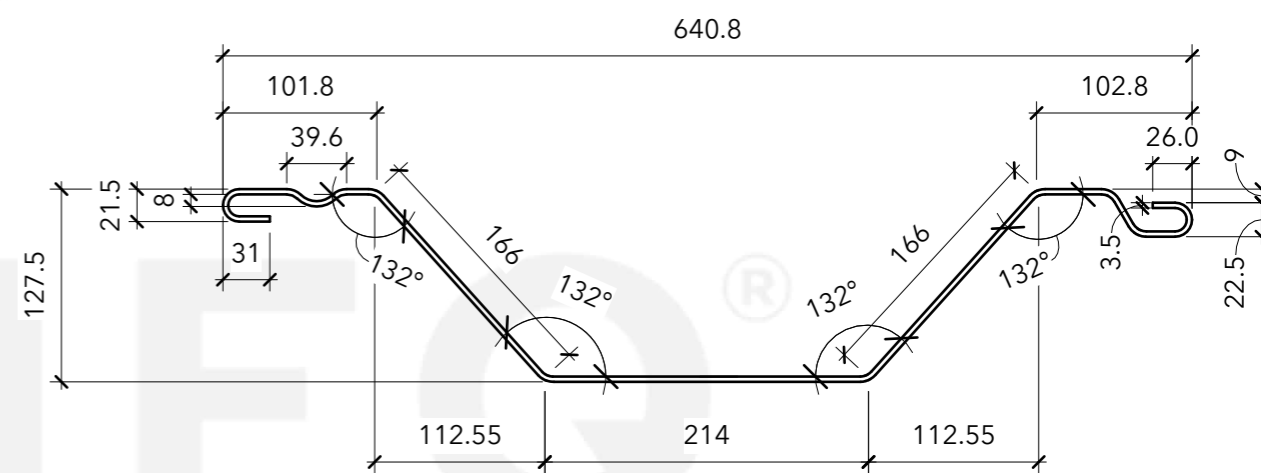
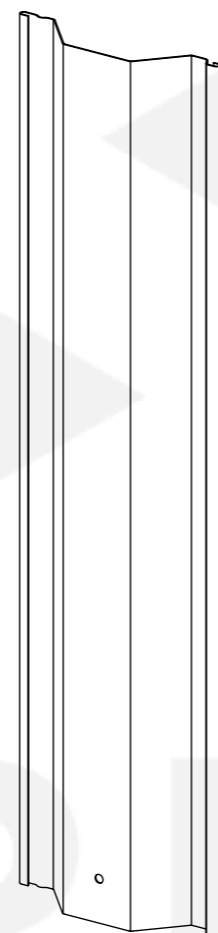
Mild Steel - Grade S275



SCALE 1:20



SCALE 1:20



SCALE 1:5



No.	Description	Date	Item	Component Description	Quantity

TRENCH SHEET - FLP 600/3.5 2500MM		
Weight	57.75KG	Serial Number
Date	13/11/2023	TR1763
Drawn by	JT	
Checked by	Checker	Scale
		Revision
		As indicated @A3